

NELSON™ HEAT TRACING SYSTEMS

LT-HSS SPLICE KIT

INSTALLATION INSTRUCTIONS

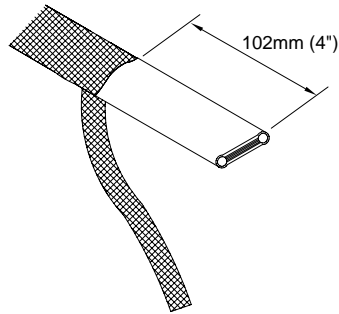
DESCRIPTION

The LT-HSS Splice Kit is for use with braided versions of Nelson Heat Tracing Systems' type HLT heater cables in ordinary and hazardous areas.

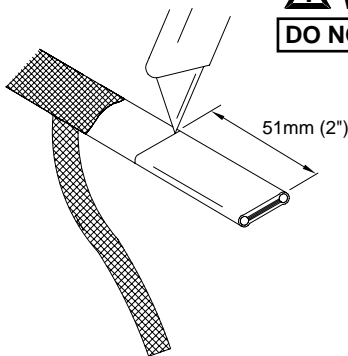
KIT CONTENTS

- 5 Uninsulated Splice Connectors
- 10 Insulated Splice Connectors
- 5 Shrink Tubes, 13mm (0.5") diameter, 152mm (6") length

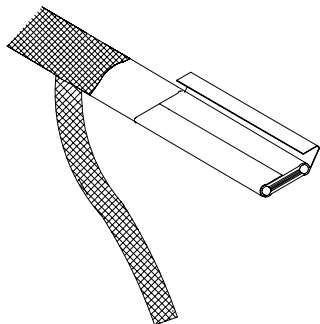
STRIPPING PROCEDURES



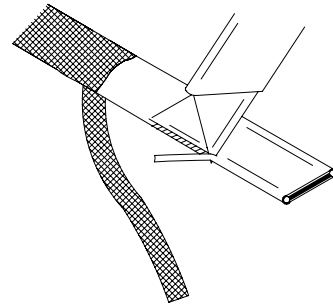
- 1 Unravel approximately 102mm (4") of braid to form a ground strap.



- 2 Lightly cut around heater outer jacket 51mm (2") from the end. Lightly cut the outer jacket up the center between the first cut mark & the cable end. Bend cable to break outer jacket.

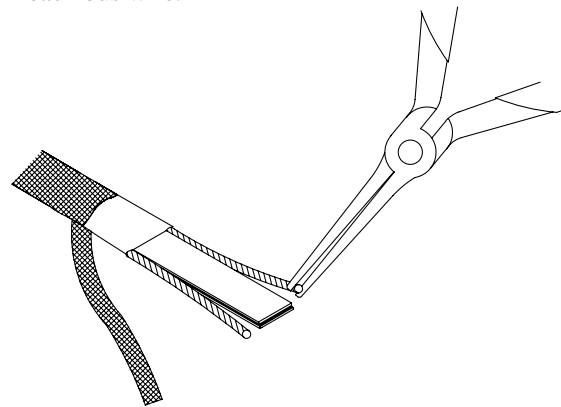


- 3 Remove jacket from the heater cable.

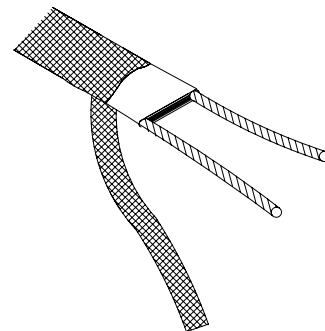


- 4 Shave core material from the outside of each bus wire.

⚠ WARNING:
DO NOT CUT BUS WIRES

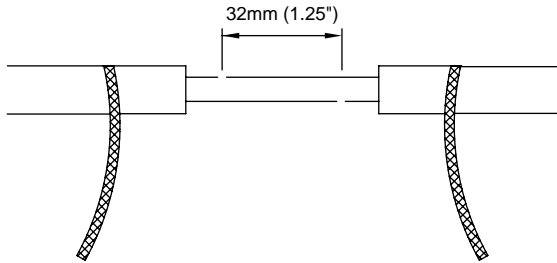


- 5 Starting at the end, pull each bus wire away from the core material and remove exposed core material.

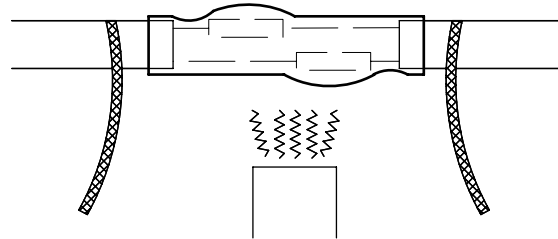


- 7 Repeat steps 1-5 for both heater cables.
8 Proceed to "Shrink Tube Procedures", sheet 2.

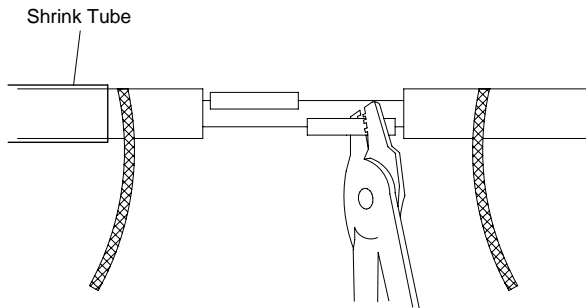
SHRINK TUBE PROCEDURES



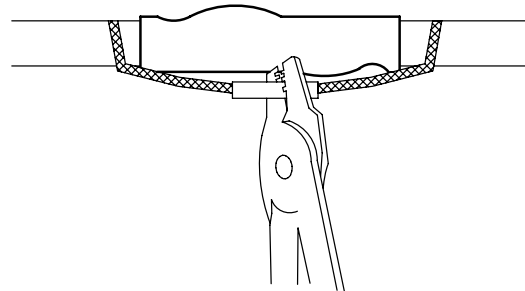
- 1 Position both heater cables with the ground braid on the same side. Remove 32mm (1.25") of bus wire from each heater cable to offset for insulated splice connectors.



- 3 Center the shrink tube over the connectors leaving the braid straps exposed. Shrink with heat gun until completely shrunk. A uniform bead of glue should appear around the ends of the shrink tube.



- 2 Slide a shrink tube over one of the heater cables. Crimp an insulated splice connector to each bus wire connecting the two heater cables together.



- 4 If necessary, cut excess length from braid straps. Crimp the braid straps together into an uninsulated splice connector. Secure the connector at the indented area with one and a half wraps of fiberglass tape (*not included in kit*).

Nelson Heat Tracing Systems products are supplied with a limited warranty. Complete Terms and Conditions may be found on Nelson's website at www.nelsonheaters.com.